

PRIDE 123

# Safety Detectives



Year 4



This activity book belongs to...

A large, empty rectangular box with rounded corners and a yellow border, intended for writing the owner's name.



Well Done! You are now a Junior Safety Detective!  
 In this activity booklet you have 4 Health and Safety missions to complete.  
 You will need to work with a parent or carer who will become your Senior Detective and will guide you through your safety missions!



# THE SAFETY DETECTIVE PLEDGE

To keep safe we will...



1.
2.
3.



Start date ..... Junior detective name .....

Finish date ..... Senior detective name .....



## JUNIOR SAFETY DETECTIVE

Detective name

Detective age

Secret code number

Stick or draw a picture of yourself here!

## SENIOR SAFETY DETECTIVE

Detective name

Detective age

Secret code number

Stick or draw a picture of yourself here!



Your first task is a creative task - you will need to work in a team with your parent or carer.

Read the instructions, gather your materials and make your funky sock puppets!

When you have finished making your sock puppets, role play the safety situations below.

Imagine your puppets are crossing the road. Act out what you should do. Think about where you should cross safely.

Imagine your sock puppet is poorly and goes to the Doctors. Act out what the Doctor would say and do to help you to get better.

Imagine your sock puppet goes to the Dentist. What would the Dentist do and say about keeping your teeth clean?

Imagine your sock puppet is a Police Officer. What might they say about keeping safe?

**Make your own situations too!**

**Notes for Senior Detective**

This activity is a fun way to introduce the topic of safety. Let your child lead on this activity - ask prompt questions to encourage them to think and talk about health, safety and different consequences to their actions.

Don't forget to make a sock puppet too!



**You will need:**




Don't worry if you don't have all the materials, be creative and remember you can use other materials too. Ask your parents about different kinds of glue you could use.


**1** Place your hand flat on the cardboard and draw a rough outline around so you have an oval shape.



**2** Cut it out.




**3** Fold it in half.




**4** Take your sock and cut a V shape in the toe end.




**5** Trim the felt or material to fit around the cardboard.




**6** Glue the cardboard to the sock in the opening you just cut.




**7** Glue the felt or material over the top of the cardboard.




**8** Attach some buttons for eyes.



**9** Why not add some hair with wool?





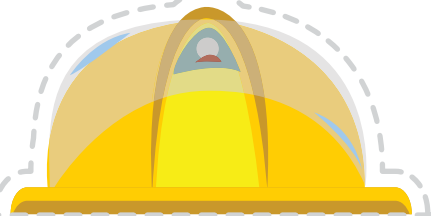
Once your puppets are made, carefully cut the hats out which can be used to make the different characters.



**Police**

TAB

Safety Detectives, make sure you keep the 'tab' attached to the hat.



**Fire Brigade**

TAB


Cut along the dotted line and fold the tab back. Wrap the tab around your puppet and join the ends.



**Nurse**

TAB


Slide the hat over your sock puppet and have fun!



**Teacher**

TAB

Remember to never run when carrying scissors and take your time when cutting out.



**Lollipop Person**

TAB



Your second task is a Safety Mission. With your parent or carer, walk around the home and find 5 things that are good for you and 5 things that are bad for you and are unsafe for children to touch.

Draw or write the name of the object in the correct safe place in the house.



**Notes for parent or carer**

Talk about why some things are dangerous for children to touch. Include items like tobacco, matches, alcohol, cleaning products and medicines. Take time to show hazard symbols and safety instructions on packaging.



As a Safety Detective you may find yourself in tricky situations where you have to make important decisions about health and safety.

With your parent or carer, read through the situations and explain what you would do then write your answers in the boxes.

If you don't know what to do, always ask for help and advice.



a) You have stayed at your cousin's house and they are playing around with matches and trying to light a fire.

What should you do?

What should you say?

b) You are playing outside when a car pulls up alongside you. The driver leans over to ask you something.

What should you do?

What should you say?

c) You are in the playground and you see someone getting picked on, it looks like they are being bullied?

What should you do?

What should you say?

d) Your friend is moving house. You feel very sad. You and your parents are invited around to their farewell party. Your friend invites you up to their bedroom and produces a blue drink from under the bed.

Is this alcohol?

What should you do?

What should you say?

e) Detectives, you can also create your own situations and talk about the best way to deal with them.

### Notes for parent or carer

Give the child time to consider what they would do first. You can then offer advice on the best course of action. Take turns to answer each question and talk together about different endings.

After the activity you could write a list of tips and things to do for dealing with tricky situations.


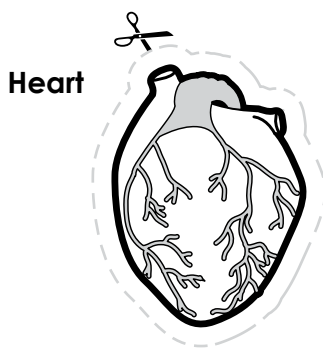




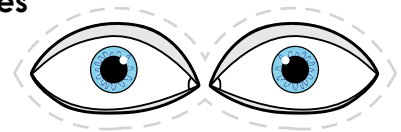
Safety Detective, for this mission you will need some tools for the job:

- Scissors
- Glue
- An adult to help you


Work as a team to cut out the body parts and stick them in the correct place in the body (on the next page).



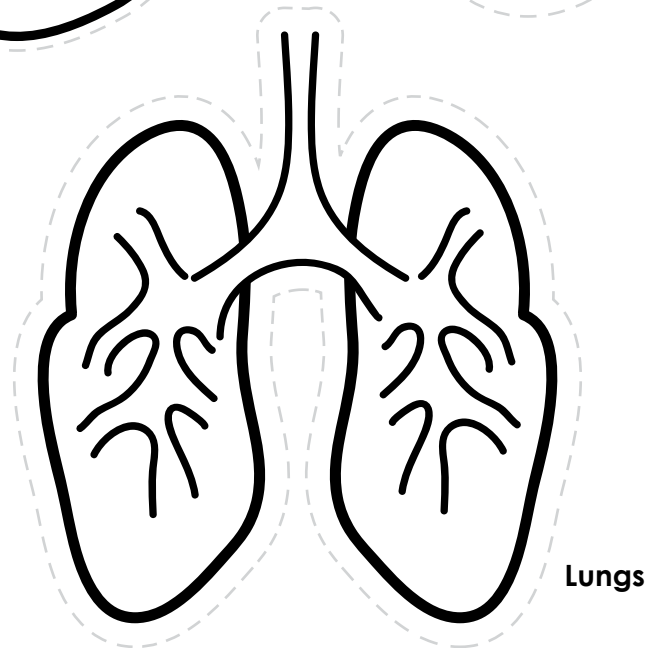
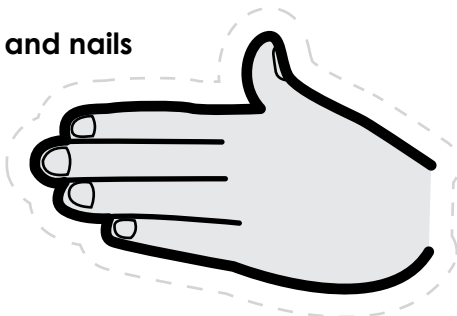
Eyes



Mouth and Teeth



Hands and nails



Lungs

**Notes for parent or carer**

This activity is a great opportunity to check your child's learning and understanding. Ask questions and enquire about different topics they have been taught.





Write down any facts or information you have learnt about smoking at school. Don't forget information about chemicals, lungs and the cost of smoking.

For more information log on to [www.pride123.co.uk](http://www.pride123.co.uk) or use the internet to find out facts about smoking.

What do you remember about the chemicals in cigarettes?

What do you remember about the cost of smoking?

Some organs may overlap!