

PRIDE 123

# Safety Detectives



Year 3



Healthy Schools  
MANCHESTER



This activity book belongs to...

Blank area for writing the owner's name.



As you are growing up and getting bigger, it is time to think about some really important health and safety topics. At the age of 7 or 8 you are old enough to be considered a Safety Detective and your Parent/Carer can act as your Senior Safety Detective! Work as a team to complete the four activities and make the home a safer place.



# THE SAFETY DETECTIVE PLEDGE

To keep safe we will...



1.
2.
3.



Start date .....

Junior detective name .....

Finish date .....

Senior detective name .....



## JUNIOR SAFETY DETECTIVE

Detective name

Detective age

Secret code number

Stick or draw a picture of yourself here!




## SENIOR SAFETY DETECTIVE

Detective name

Detective age

Secret code number

Stick or draw a picture of yourself here!





Safety Detectives this is a fun activity to complete with your family. Cut out the puppets and then act out the safety situations.

You will need some scissors for the job. Remember to be safe and always ask for help.

You can make up your own situations too!

With your puppets, act out these situations.



You are crossing a busy road. What safety rules should you follow?

You are playing in the kitchen while dinner is being cooked. What are the dangers and what could happen?

Some medicines have been left open on the table. Where should medicines be kept?

Your friend is cycling without a safety helmet on. What should you do and say to make it safer?

One of your friends is being bullied in the playground. What you do and say?


You are getting in the car to go on holiday. What should you do make it safe?

There is an emergency in the home and you have to call 999. What do you say to the operator?



## Notes for parent or carer


This is a fun activity to start to educate your child about safety. Use the finger puppets to act out the different situations. Take on the role of different characters and ask your child safety questions.





Think about the different safety messages you have learnt about medicines and about the dangers of smoking.





This is a mental challenge and requires special safety knowledge. Read the questions and look at the pictures on the next page. Then take it in turns to choose which objects can answer the questions.

Talk about why you think rules are important and how the objects on the sheets can be dangerous if they are not used properly. Can you think of any examples when this has happened?

Which things can start a fire?

Which things should be put away?


Which things are poisonous?

Which things are safe?

Which things can be dangerous to touch?

Which things are okay for adults to touch?

Which things can be tripped over?



**Notes for Senior Detective**

This activity introduces the concept of responsibility. Ask your child which objects can be dangerous. Ask your child what they would do in an emergency - role play calling the emergency services. Talk about what do in different situations. Remind your child that accidents rarely happen and they should not worry but should always take care to prevent harm.






Football



Medicines



Candle



Skateboard




Pet dog



Alcohol




Cigarettes



Book



Knife



Matches



Scissors



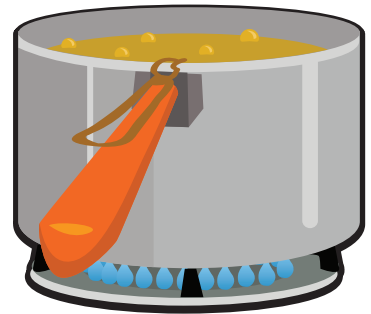
Teddy




Burger



Iron




Pan of soup



Toy car



Bleach









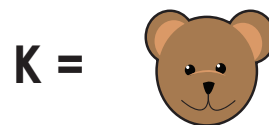



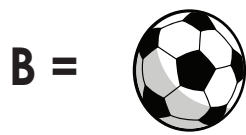
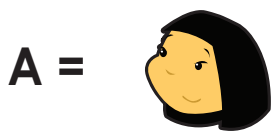


Lighter





Working together, use the symbols to decipher the health and safety codes. Once the codes are cracked - challenge your Senior Detective and write your own safety messages. Use a stop watch to time each other and see who can crack the codes the quickest.



**Code 1**



\_\_\_\_\_



\_\_\_\_\_

**Code 2**



\_\_\_\_\_



\_\_\_\_\_

**Code 3**



\_\_\_\_\_ ...

Finish your sentence here.  
 ...

**Code 4**



**Code 5**



**Code 6**



Code 7



\_\_\_\_\_



\_\_\_\_\_ ...

Finish your sentence here.  
 ...

Code 8



\_\_\_\_\_




\_\_\_\_\_



\_\_\_\_\_

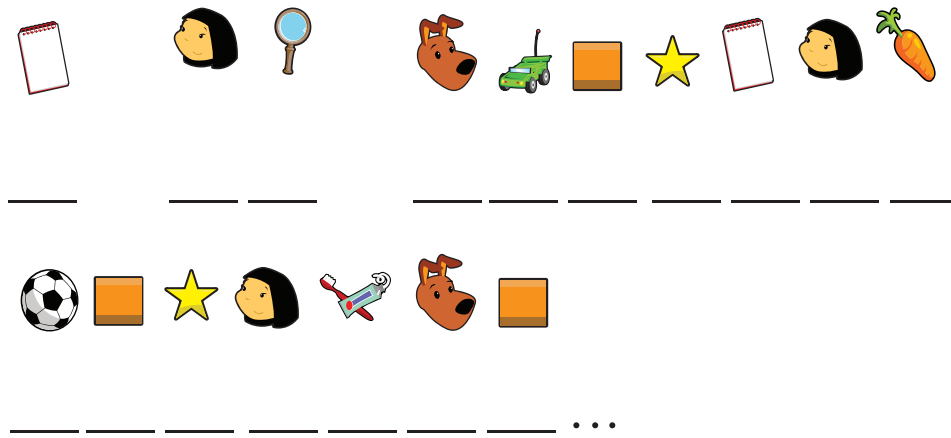
Code 9



Finish your sentence here.


...

Code 10



Finish your sentence here.

...



**Notes for Senior Detective**

Write codes together and ask your children what they have been learning at school about these topics. Discuss why they think good health and staying safe is important.

Ask your child if they have used the Pride123 story maker tool at school and ask to see their stories.



This is your final task and it is a physical challenge. With your parent or carer you will need to go for a walk and explore your local area. When you are out play 'I spy with my safety eye'. The aim of the game is to be the first person to spot a person doing a safe or unsafe activity.

When you have finished your walk, complete the safety worksheet about how the situations could have been made safer.

Hints: When you are out think about....

How people travel

Personal safety

How people should cross the road

Food and drinks

When you have finished your walk, complete the safety checklist about how the situations could have been made safer.




### Notes for Senior Detective

This activity allows you to see how much children notice and how they learn from the behaviours of other people around them. After the activity, remind the children that accidents rarely happen and most situations can be made safer by following rules and taking care in dangerous situations.

Encourage communication about any situations that worry them.



Complete the worksheet below during or after your return from your walk.

Action	What was the danger?	How could this be safer?
<p>Phoning whilst driving</p> 		
<p>Cyclists with no helmet</p> 		
<p>Wearing headphones when crossing the road</p> 		
<p>Draw your own picture here</p>		
<p>Draw your own picture here</p>		